

Trinity Transition Activities



**Reading a
timetable and
finding your
way around the
building.**

Don't Worry!

We don't expect you to be able to do this perfectly when you arrive with us.

You can ALWAYS ask someone to help you work it out – either students or staff.

This is just to give you a helping hand before you come...



Reading a Timetable

One of the big differences between primary and secondary school is that you will be moving between different classrooms for your lessons.

That means you'll need to be able to follow your own timetable and use it to move around the academy.



Reading a Timetable



On the next slide is an example of a Year 7 timetable.

It isn't the exact timetable you'll have but can be useful to practice with.

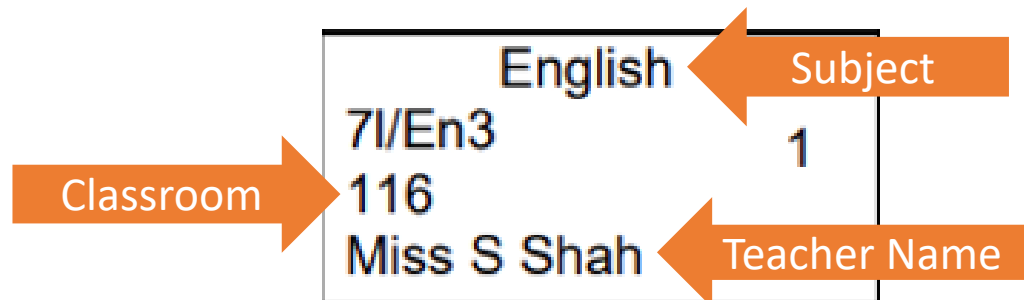
This might be the first time you've had to follow your own timetable and it is something that we know Year 6's are sometimes nervous about, so we thought we'd do some work on it beforehand.

Monday	Tuesday	Wednesday	Thursday	Friday
English 7I/En3 116 Miss S Shah	History 7I/Hi3 105 Mr D Farrar	Spanish 7I/Sp3 113 Miss L Gratton	Pe Core 7In/Pe2 DEFAULT Miss F Hyslop	English 7I/En3 116 Miss S Shah
Music 7In/Mu1 008 Miss H Dickson	Re 7I/Rs3 108 Mrs 1 SUPPLY	English 7I/En3 116 Miss S Shah	English 7I/En3 116 Miss S Shah	Geography 7I/Gg3 110 D Jackson
Tutor Time 7A/Tu 113 Miss J Pearlman	Tutor Time 7A/Tu 113 Miss J Pearlman	Tutor Time 7A/Tu 113 Miss J Pearlman	Tutor Time 7A/Tu 113 Miss J Pearlman	Tutor Time 7A/Tu 113 Miss J Pearlman
Science 7I/Sc2 206 Mrs V Le Feuvre	Maths 7I/Ma1 010 Miss R Chadburn	Geography 7I/Gg3 110 D Jackson	Maths 7I/Ma1 003 Mr G Waters	Spanish 7I/Sp3 112 Mr F Lopez-Romero Simon
Art 7In/Ar1 211 Mr C Baines	English 7I/En3 104 Mr A Ansell	Maths 7I/Ma1 010 Miss R Chadburn	Computing 7In/Co1 001 Ms R Bradshaw	Maths 7I/Ma1 010 Miss R Chadburn
Technology 7In/Te1 117 Mrs J Harvey	Science 7I/Sc2 208 Mrs J Berry	History 7I/Hi3 105 Mr D Farrar	Science 7I/Sc2 208 Mrs J Berry	Pe Core 7In/Pe2 DEFAULT Miss F Hyslop

Firstly, don't panic!

There's a lot of information on here but you don't need it all at once!

Take each box at a time:



Monday		
English		
7I/En3 116 Miss S Shah	1	
Music		
7In/Mu1 008 Miss H Dickson	2	
Tutor Time		
7A/Tu 113 Miss J Pearlman	TT	
Science		
7I/Sc2 206 Mrs V Le Feuvre	3	
Art		
7In/Ar1 211 Mr C Baines	4	
Technology		
7In/Te1 117 Mrs J Harvey	5	

Each day, you read your lessons downwards.

So, on a Monday this student has English in 116 lesson one and then goes to Music in 008 lesson 2, then to TT in 113 and so on.

Activity 1

Monday		
English		
7I/En3 116 Miss S Shah	1	
Music		
7In/Mu1 008 Miss H Dickson	2	
Tutor Time		
7A/Tu 113 Miss J Pearlman	TT	
Science		
7I/Sc2 206 Mrs V Le Feuvre	3	
Art		
7In/Ar1 211 Mr C Baines	4	
Technology		
7In/Te1 117 Mrs J Harvey	5	

See if you can use this information to read through the table above and fill in the gaps on the script:

- On Monday, I will have _____ in room _____.
- Then I will go to _____ in room _____.
- Next I will go to _____ in room _____.
- In lesson 4 I will have _____ in room _____.
- Finally, I will have _____ in room _____.

Challenge – can you do it for the whole week?

Monday	Tuesday	Wednesday	Thursday	Friday
English 7I/En3 116 Miss S Shah	History 7I/Hi3 105 Mr D Farrar	Spanish 7I/Sp3 113 Miss L Gratton	Pe Core 7In/Pe2 DEFAULT Miss F Hyslop	English 7I/En3 116 Miss S Shah
Music 7In/Mu1 008 Miss H Dickson	Re 7I/Rs3 108 Mrs 1 SUPPLY	English 7I/En3 116 Miss S Shah	English 7I/En3 116 Miss S Shah	Geography 7I/Gg3 110 D Jackson
Tutor Time 7A/Tu 113 Miss J Pearlman	Tutor Time 7A/Tu 113 Miss J Pearlman	Tutor Time 7A/Tu 113 Miss J Pearlman	Tutor Time 7A/Tu 113 Miss J Pearlman	Tutor Time 7A/Tu 113 Miss J Pearlman
Science 7I/Sc2 206 Mrs V Le Feuvre	Maths 7I/Ma1 010 Miss R Chadburn	Geography 7I/Gg3 110 D Jackson	Maths 7I/Ma1 003 Mr G Waters	Spanish 7I/Sp3 112 Mr F Lopez-Romero Simon
Art 7In/Ar1 211 Mr C Baines	English 7I/En3 104 Mr A Ansell	Maths 7I/Ma1 010 Miss R Chadburn	Computing 7In/Co1 001 Ms R Bradshaw	Maths 7I/Ma1 010 Miss R Chadburn
Technology 7In/Te1 117 Mrs J Harvey	Science 7I/Sc2 208 Mrs J Berry	History 7I/Hi3 105 Mr D Farrar	Science 7I/Sc2 208 Mrs J Berry	Pe Core 7In/Pe2 DEFAULT Miss F Hyslop

Finding Your Way Around the Building

Hint: Colours and numbers
are the key...



First Tip



Room numbers always start with the floor that they are on.

001 – 015 are all on the **Ground Floor**

101-118 are all on the **1st floor**

201 – 218 are all on the **2nd floor**

And so on...

So first things first, check the first number of the room you need to find.

What if I'm lost?

On all the stair wells, we have these signs, which tell you what floor you are on and where everything is on that floor. Just remember to look up!



Activity 2

What floor do you need to go to for each of the lessons on Monday?

Challenge: Can you do it for the whole week?



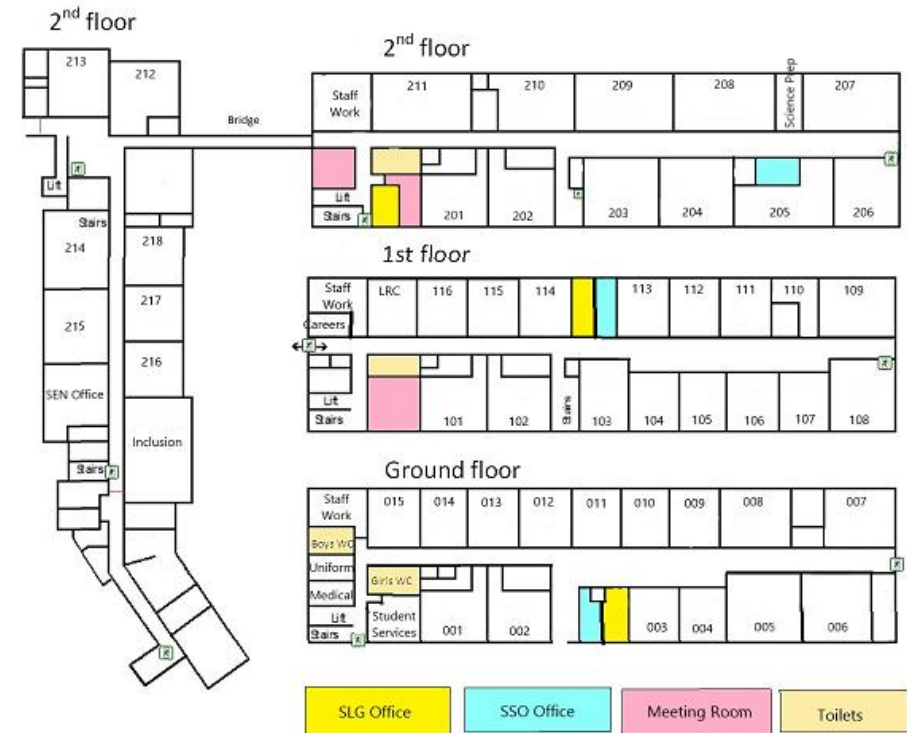
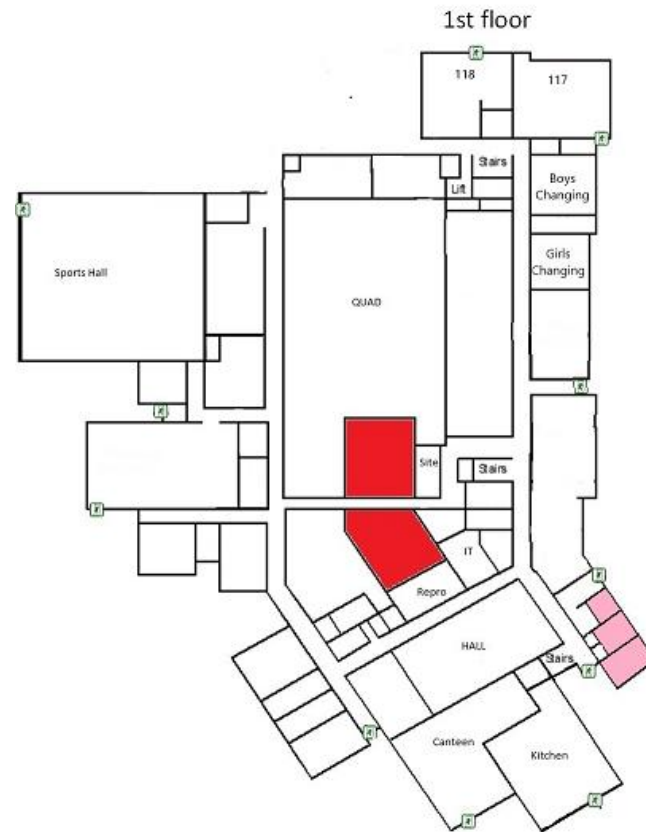
Monday		
English		
7I/En3 116 Miss S Shah	1	
Music		
7In/Mu1 008 Miss H Dickson	2	
Tutor Time		
7A/Tu 113 Miss J Pearlman	TT	
Science		
7I/Sc2 206 Mrs V Le Feuvre	3	
Art		
7In/Ar1 211 Mr C Baines	4	
Technology		
7In/Te1 117 Mrs J Harvey	5	

Student Map



We've created a map that shows you each floor of the building.

Trinity Academy Bradford



Playground

Activity 3

Lots of students find that colour coding their timetable helps them to work out where they need to go next.

Can you use coloured pens to colour code the timetable? Or if you don't have a printout, just work through which colour each lesson would be.

Monday		
English		
7I/En3 116 Miss S Shah	1	
Music		
7In/Mu1 008 Miss H Dickson	2	
Tutor Time		
7A/Tu 113 Miss J Pearlman	TT	
Science		
7I/Sc2 206 Mrs V Le Feuvre	3	
Art		
7In/Ar1 211 Mr C Baines	4	
Technology		
7In/Te1 117 Mrs J Harvey	5	




Why don't you do this with your real timetable when you get it too?

Activity 4

Using the map, can you do a mental run through from one lesson to the next?

To get from Art in 211 to Technology in 117, you can work out you'll need to go down one flight of stairs.

Try and make as many of these connections as you can from the big timetable.



Monday		
English		
7I/En3 116 Miss S Shah	1	
Music		
7In/Mu1 008 Miss H Dickson	2	
Tutor Time		
7A/Tu 113 Miss J Pearlman	TT	
Science		
7I/Sc2 206 Mrs V Le Feuvre	3	
Art		
7In/Ar1 211 Mr C Baines	4	
Technology		
7In/Te1 117 Mrs J Harvey	5	

Challenge – can you do it for the whole week?

Monday	Tuesday	Wednesday	Thursday	Friday
English 7I/En3 116 Miss S Shah	History 7I/Hi3 105 Mr D Farrar	Spanish 7I/Sp3 113 Miss L Gratton	Pe Core 7In/Pe2 DEFAULT Miss F Hyslop	English 7I/En3 116 Miss S Shah
Music 7In/Mu1 008 Miss H Dickson	Re 7I/Rs3 108 Mrs 1 SUPPLY	English 7I/En3 116 Miss S Shah	English 7I/En3 116 Miss S Shah	Geography 7I/Gg3 110 D Jackson
Tutor Time 7A/Tu 113 Miss J Pearlman	Tutor Time 7A/Tu 113 Miss J Pearlman	Tutor Time 7A/Tu 113 Miss J Pearlman	Tutor Time 7A/Tu 113 Miss J Pearlman	Tutor Time 7A/Tu 113 Miss J Pearlman
Science 7I/Sc2 206 Mrs V Le Feuvre	Maths 7I/Ma1 010 Miss R Chadburn	Geography 7I/Gg3 110 D Jackson	Maths 7I/Ma1 003 Mr G Waters	Spanish 7I/Sp3 112 Mr F Lopez-Romero Simon
Art 7In/Ar1 211 Mr C Baines	English 7I/En3 104 Mr A Ansell	Maths 7I/Ma1 010 Miss R Chadburn	Computing 7In/Co1 001 Ms R Bradshaw	Maths 7I/Ma1 010 Miss R Chadburn
Technology 7In/Te1 117 Mrs J Harvey	Science 7I/Sc2 208 Mrs J Berry	History 7I/Hi3 105 Mr D Farrar	Science 7I/Sc2 208 Mrs J Berry	Pe Core 7In/Pe2 DEFAULT Miss F Hyslop

Remember, do not worry!

There will be lots of people around to help you work this out when you get here and on your first day you'll be taken everywhere.

But the more you can do to prepare, the easier you'll find it to do in real life!

